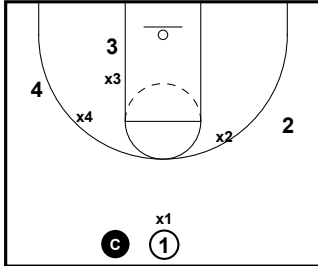


5th/6th Grade Offensive Team Concepts

5th Grade Offensive Team Concepts

2 Ball Live



Teams of 3 or 4

1. Offensive - score to stay on offense
2. Defensive - stop to stay on defense
3. Teams play until one of the above happens depending on type of game
4. Coach can limit how offense can score, number of passes, use of post player, etc; can also require offense to run certain actions to start each possession

Coaching Points

*Communication

*All offensive & defensive concepts can be emphasized

Terminology

Game speed

Make the defense make a decision

Read the defense

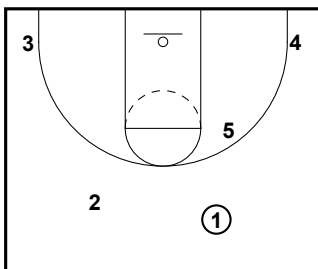
Hard cuts

Draft drive

L Cuts

Exchanges

1/2 Court Possessions



5v5 for a set number of possessions

1. Offense stays on offense for set number of possessions, then switch
2. Keep track of points or stops

Coaching Points

*Stop the action to teach in 5 second pieces *Emphasize any offensive or defensive concept

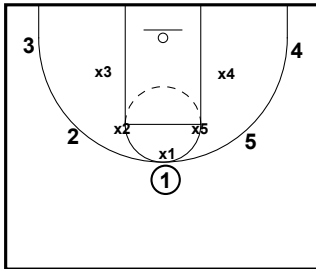
Terminology

All

5th/6th Grade Offensive Team Concepts

5th Grade Offensive Team Concepts

Score, Stop, Score



5v5 - fullcourt or halfcourt

1. Teams play 5v5 until one of the teams gets a stop, a score, and another stop IN A ROW
2. If playing halfcourt, it's alternating possession
3. If playing fullcourt, stop the action after each trip down & back to address any coaching points

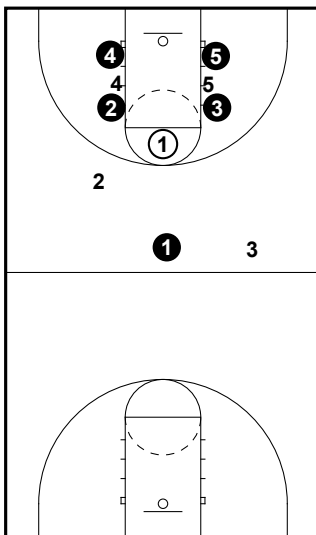
Coaching Points

- *Emphasize any offensive or defensive concept

Terminology

All

FT Possessions



5v5 for FT, trip down & back

1. Offensive team shoots a FT, ball is live from there
2. Teams play live 5v5 at opposite end and back
3. Kill it & switch roles
4. Each team quickly huddles following final possession to call defense or talk about changes

Coaching Points

- *Communicate
- *Press defense - 14, 24, 34, 32, 42
- *FT block out responsibilities
- *Anything can be emphasized offensively or defensively
- *Pressbreak execution

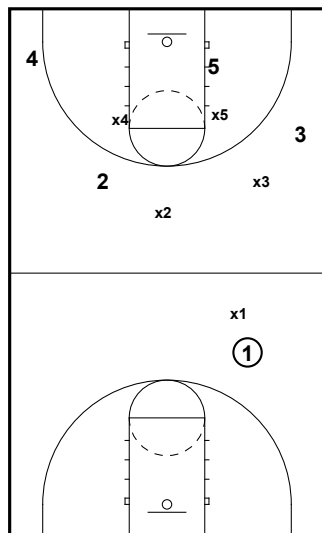
Terminology

14, 24, 34, 32, 42
Boston Pressbreak

5th/6th Grade Offensive Team Concepts

5th Grade Offensive Team Concepts

Fullcourt Possessions



5v5, trip down & back

1. Offensive team begins with possession at halfcourt, BLOB or SLOB; ball is live from there
2. Teams play live 5v5 at opposite end and back
3. Kill it & switch roles
4. Each team quickly huddles following final possession to call defense or talk about changes

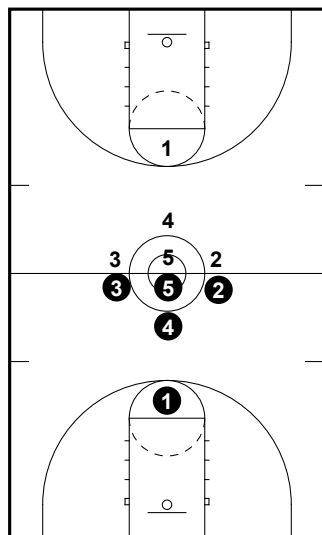
Coaching Points

- *Communicate
- *Press defense - 14, 24, 34, 32, 42
- *Pressbreak execution
- *Anything can be emphasized offensively or defensively

Terminology

14, 24, 34, 32, 42
Boston Pressbreak

2 Min Game



5v5 game for 2 min

1. Teams play final 2 minutes of game - shoot FTs, call fouls, stop clock, call timeouts

Coaching Points

- *Look for situations to coach players through
- *Allow them to think about them first - ask questions
- *Huddle following each 2 min game to discuss
- *Stop action at any time to teach - 5 second teaching points

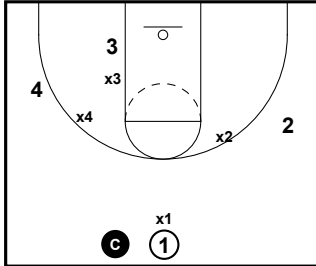
Terminology

Time & Score

5th/6th Grade Offensive Team Concepts

6th Grade Offensive Team Concepts

2 Ball Live



Teams of 3 or 4

1. Offensive - score to stay on offense
2. Defensive - stop to stay on defense
3. Teams play until one of the above happens depending on type of game
4. Coach can limit how offense can score, number of passes, use of post player, etc; can also require offense to run certain actions to start each possession

Coaching Points

*Communication

*All offensive & defensive concepts can be emphasized

Terminology

Game speed

Make the defense make a decision

Read the defense

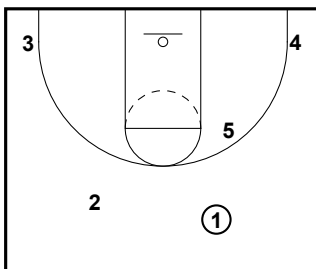
Hard cuts

Draft drive

L Cuts

Exchanges

1/2 Court Possessions



5v5 for a set number of possessions

1. Offense stays on offense for set number of possessions, then switch
2. Keep track of points or stops

Coaching Points

*Stop the action to teach in 5 second pieces *Emphasize any offensive or defensive concept

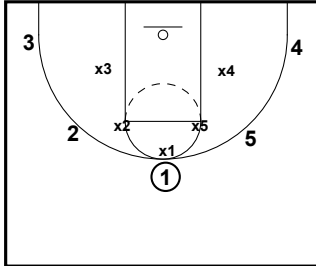
Terminology

All

5th/6th Grade Offensive Team Concepts

6th Grade Offensive Team Concepts

Score, Stop, Score



5v5 - fullcourt or halfcourt

1. Teams play 5v5 until one of the teams gets a stop, a score, and another stop IN A ROW
2. If playing halfcourt, it's alternating possession
3. If playing fullcourt, stop the action after each trip down & back to address any coaching points

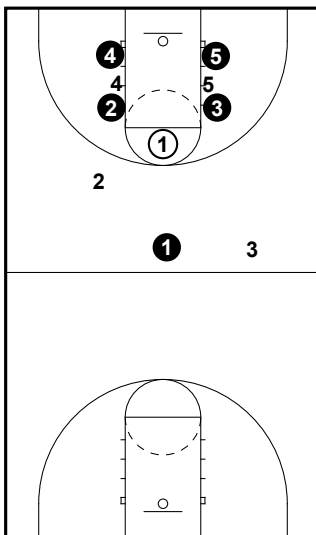
Coaching Points

- *Emphasize any offensive or defensive concept

Terminology

All

FT Possessions



5v5 for FT, trip down & back

1. Offensive team shoots a FT, ball is live from there
2. Teams play live 5v5 at opposite end and back
3. Kill it & switch roles
4. Each team quickly huddles following final possession to call defense or talk about changes

Coaching Points

- *Communicate
- *Press defense - 14, 24, 34, 32, 42
- *FT block out responsibilities
- *Anything can be emphasized offensively or defensively
- *Pressbreak execution

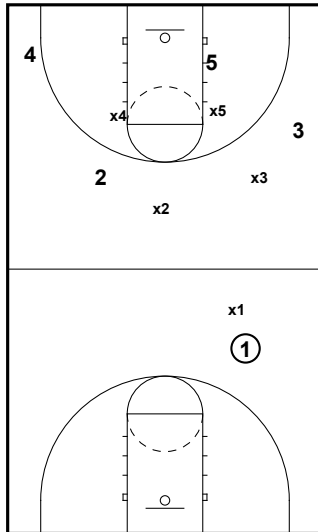
Terminology

14, 24, 34, 32, 42
Boston Pressbreak

5th/6th Grade Offensive Team Concepts

6th Grade Offensive Team Concepts

Fullcourt Possessions



5v5, trip down & back

1. Offensive team begins with possession at halfcourt, BLOB or SLOB; ball is live from there
2. Teams play live 5v5 at opposite end and back
3. Kill it & switch roles
4. Each team quickly huddles following final possession to call defense or talk about changes

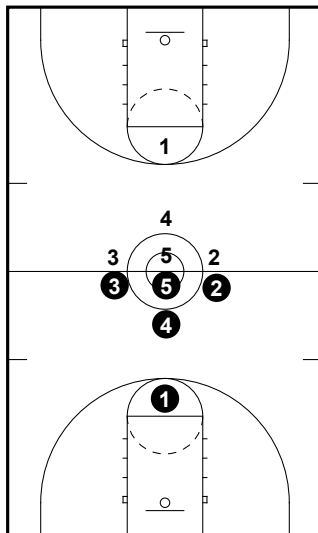
Coaching Points

- *Communicate
- *Press defense - 14, 24, 34, 32, 42
- *Pressbreak execution
- *Anything can be emphasized offensively or defensively

Terminology

14, 24, 34, 32, 42
Boston Pressbreak

2 Min Game



5v5 game for 2 min

1. Teams play final 2 minutes of game - shoot FTs, call fouls, stop clock, call timeouts

Coaching Points

- *Look for situations to coach players through
- *Allow them to think about them first - ask questions
- *Huddle following each 2 min game to discuss
- *Stop action at any time to teach - 5 second teaching points

Terminology

Time & Score